


Pro Solutions



PRACOVNÝ ZOŠIT PRE DETI PREDŠKOLSKÉHO VEKU

Domáce zvieratká



Spracovala: PaedDr. Eva Sobinkovičová

2017

Čo nájdeš v pracovnom zošite?

Domáce zvieratká

Označíš všetky domáce zvieratká.

Domáce zvieratká sú užitočné

Zistiš, aký je úžitok z domácich zvierat.

Zvieratká a ich mláďatká

Priradiš ku zvieratkám ich mláďatká.

Čo počuješ na začiatku slova?

Vyfarbiš zvieratká podľa farby ich začiatkovej hlásky.

Kožúšok pre ovečku

Dokreslíš ovečke kožúšok.

Ovečka sa ponáhľa

Obkreslíš cestičky, po ktorých sa beží ovečka.

Zvieratká a ich tiene

Priradiš ku zvieratkám ich tiene.

Ako sa narodí malé kuriatko?

Zistiš, ako sa vyliahne kuriatko.

Viac – menej – rovnako

Určíš, kde je viac, menej a rovnako.

Veľké – stredné – malé

Roztriediš obrázky zvieratiek podľa veľkosti.

Kde sa nachádzajú zvieratká?

Porozprávaš podľa obrázku, kde sa nachádzajú zvieratká.

Malé sudoku

Vyriešiš jednoduché sudoku.

Veľké sudoku

Vyriešiš zložité sudoku.

Hrací box

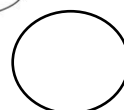



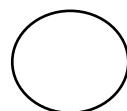

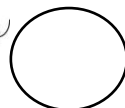

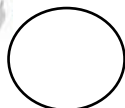
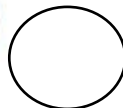
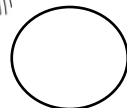

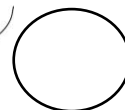

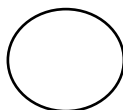
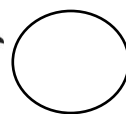

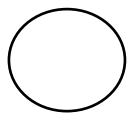

Vyrobíš si hrací box pre zvieratká.

Písmenkové maľovanky

Vyfarbiš si maľovanky a vyrobíš si knižku o domácich zvieratkách.

























Domáce zvieratká

Ktoré zvieratká patria medzi domáce? Označ ich tak, že vyfarbíš koliesko vedľa obrázka. Do akej skupiny zvierat patria tie ostatné?





Domáce zvieratká sú užitočné

Vieš, aký je z domácich zvierat úžitok? Nesprávny obrázok prečiarkni.


Zdroj: <http://www.zsibrezolupy.biznisweb.sk/domain/zsibrezolupy/files/rks/domace-zvierata.pdf>

Porozprávaj, aký úžitok máme zo psíka, mačičky a koníka.



Zvieratká a ich mláďatká














Čiarou spoj zvieratká s mláďatkami.



Zdroj: <http://www.i-creative.cz/wp-content/uploads/2012/04/3-hospodarsla-zvirata.jpg>


Čo počuješ na začiatku slova?

Vyfarbi zvieratká podľa začiatkovej hlásky. Všimni si, v akom farebnom koliesku sa hlásky nachádzajú. Podľa toho použi farbu na vyfarbovanie. Ktoré zvieratká začínajú na rovnakú hlásku?



Kožúšok pre ovečku


Ceruzkou dokresli kožúšok pre ovečku.



Zdroj: <https://s-media-cache-ak0.pinimg.com/originals/5f/f7/8a/5ff78a4897143d75ffa1f1e8f11ea3e6.jpg>
















Ovečka sa ponáhľa

Ovečka sa ponáhľa po kľukatej cestičke. Všetky cestičky ceruzkou obtiahni.




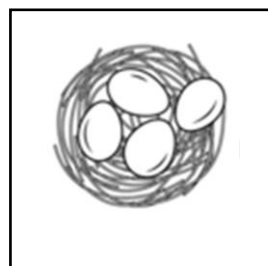


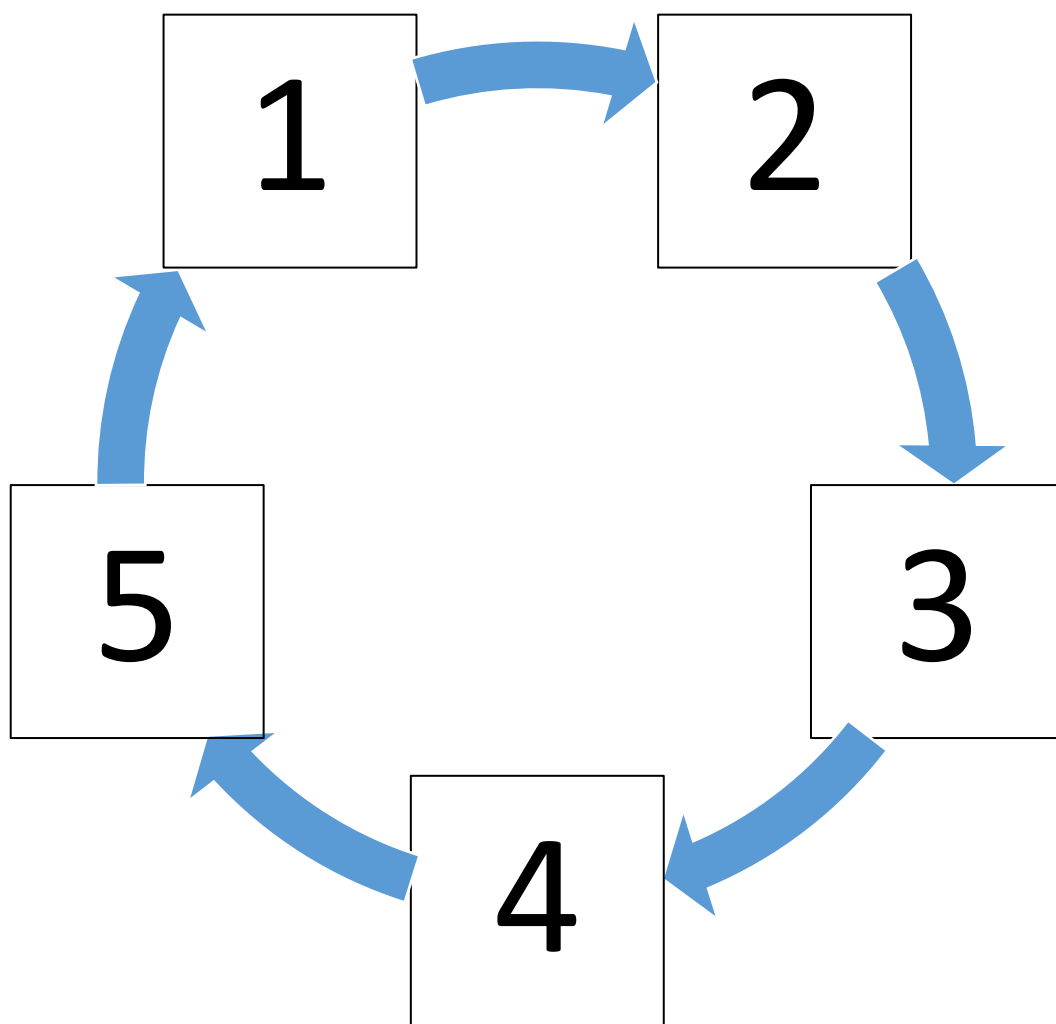
Zvieratká a ich tieň

Priraď ku každému zvieratku jeho tieň.









Ako sa narodí malé kuriatko?




Ulož obrázky do prázdnych okienok tak, aby sa v poslednom okienku vyliahlo malé kuriatko.



Viac – menej – rovnako




V každom okienku daj do krúžku to, čoho je viac. Ak je zajačikov rovnaký počet ako mrkvičiek, nakresli do obrázka smajlíka ☺




















Veľké – stredné – malé



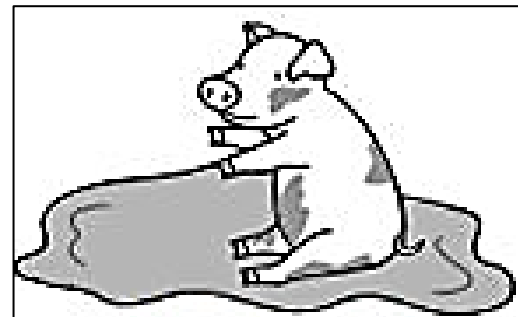
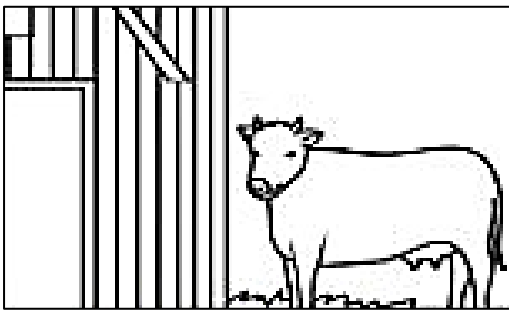

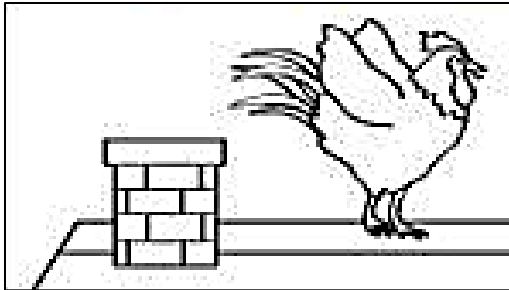
Rozhodni, ktoré zvieratko je veľké, ktoré je strednej veľkosti a ktoré je malé.
Obrázky vystrihni a nalep.

VELKÉ 	STREDNÉ 	MALÉ 



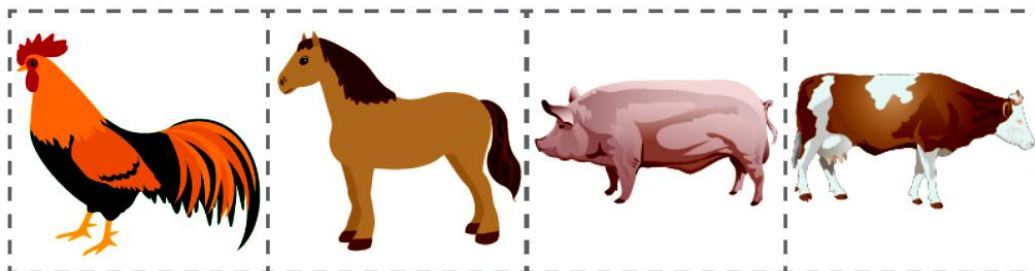

Kde sa nachádzajú zvieratká?

Podľa obrázka povedz, kde je zvieratko. Zvieratko pomenuj a potom vo vete použi predložky: vedľa, na, v, za.



Malé sudoku

Vyrieš hlavolam sudoku.



Veľké sudoku

Vyrieš hlavolam sudoku.



Zdroj: <http://www.giftofcuriosity.com/farm-animals-sudoku-puzzles-free-printables/>

Hrací box

Vyrob si jednoduchý hrací box, s ktorým zažiješ množstvo zábavy.

Ako na to?

- *Príprav si veľkú škatuľu, najlepšie priesvitnú z umelej hmoty.*
- *Potom vysyp na dno škatule suché zrná z kukurice, napr. popcorn, alebo môžeš použiť zrná pšenice.*
- *Nakoniec do škatule pridaj malé hračky domácich zvieratiek a hospodárskych strojov. Domčeky pre zvieratká môžeš vyrobiť z papierových škatuliek. A pridaj tam všetko, čo sa ti páči.*
- *Hra môže začať.*




Zdroj: http://wildflowerramblings.com/sensory-bins/old-macdonald-farm-sensory-bin-corn-meal/#_a5y_p=1474265




Zdroj: <http://frugalfun4boys.com/2014/09/28/farm-sensory-play-activity-preschoolers/>

Písmenkové maľovanky


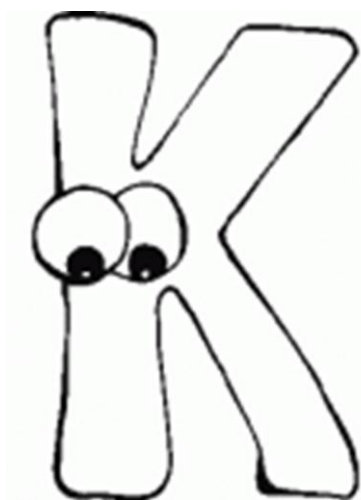
Vyfarbi maľovanky domácich zvierat a písmen podľa farebného slova vo vete. Hádaj, aké sú to písmená. Do posledných dvoch okienok nakresli svoje obľúbené domáce zvieratká obľúbenou farbou. Z obrázkov si vyrob knižku.




NA DVORE BÝVA PRASIATKO FARBY RUŽOVEJ.




NA DVORE BÝVA MAČIČKA FARBY ORANŽOVEJ.



NA DVORE BÝVA KRAVIČKA FARBY **HNEDEJ**.



NA DVORE BÝVA OVEČKA FARBY **BIELEJ**.



NA DVORE BÝVA ZAJAČIK FARBY SIVEJ.



NA DVORE BÝVA SLIEPOČKA FARBY ŽLTEJ.

NA DVORE BÝVA FARBY.....

NA DVORE BÝVA FARBY.....